

CLIENT

DC Comics

PROJECT

Batman Universe App

PLATFORMS

Desktop, Tablet

INFORMATION

Preview: Wireframes and Site Map

ARCHITECT

Raymond Stone

Table of Contents

Table of Contents	2
Notes.....	6
Site Map.....	7
Signing Up and Logging In.....	8
Splash 0.0.....	9
Log In 0.1 (a)	10
Log In, Inline Validation 0.1 (b)	11
Log In, Validation Complete 0.1 (c).....	12
Log In, Error Messages 0.1 (d).....	13
Forgot Password? 0.1.1.....	14
Password Reset Email 0.1.2.....	15
Reset Password 0.1.3.....	16
Sign Up 0.2 (a).....	17
Sign Up, Add Payment Info 0.2 (b)	18
Sign Up, Add Payment Info, Card Type Inline Validation 0.2 (c).....	19
Sign Up, Add Payment Info, Expiration Month Menu 0.2 (d)	20
Sign Up, Add Payment Info, Expiration Year Menu 0.2 (e).....	21
Sign Up, Add Payment Info, Security Code Info 0.2 (f).....	22
Sign Up, Add Payment Info, ZIP/Postal 0.2 (g).....	23
Confirmation Email 0.2.1	24
Manage Profiles 10.6 (a)	25
Edit Profiles 10.6.1.....	26
Remove Profile 10.6.1.1	27
Manage Profiles, Added Profile 10.6 (b).....	28
Media Home	29
Movies 1.0 (a).....	30
Movies, Continued 1.0 (b).....	31
Movies, Scrolled 1.0 (c)	32
Notifications Dropdown 1.0 (d)	33
Menu 1.0 (e)	34
Movies, Filter Dropdown Menu 1.0 (f).....	35
Movies, Movie Selected Overlay 1.0 (g)	36
Television 2.0 (a).....	37
Television, Filter Dropdown Menu 2.0 (b)	38
Television, Series Selected Overlay 2.0 (c)	39
Comics 3.0 (a)	40
Comics, Filter Dropdown Menu 3.0 (b)	41
Comics, Series Selected Overlay 3.0 (c)	42
Characters 4.0 (a).....	43
Characters, Filter Dropdown Menu 4.0 (b)	44



Characters, Character Selected Overlay 4.0 (c).....	45
Music 5.0 (a).....	46
Music, Filter Dropdown Menu 5.0 (b).....	47
Music, Album Selected Overlay 5.0 (c).....	48
Directors 6.0 (a).....	49
Directors, Filter Menu Dropdown 6.0 (b).....	50
Directors, Director Selected Overlay 6.0 (c).....	51
Search 12.0.....	52
Lists and Favorites.....	53
My List 7.0 (a).....	54
My List, Filter Menu Dropdown 7.0 (b).....	55
Favorites 8.0 (a).....	56
Favorites, Filter Menu Dropdown 8.0 (b).....	57
Media Content.....	58
Film Info 1.1 (a).....	59
Film Info, Scrolled I 1.1 (b).....	60
Film Info, Scrolled II 1.1 (c).....	61
Film 1.2 (a).....	62
Film, Paused 1.2 (b).....	63
Film, Volume 1.2 (c).....	64
Film, Full Screen Mode 1.2 (d).....	65
Film, Full Screen Mode, Idle 1.2 (e).....	66
TV Series Info 2.1 (a).....	67
TV Series Info, Scrolled 2.1 (b).....	68
TV Series Info, Season List 2.1 (c).....	69
Television Episode 2.2 (a).....	70
Television Episode, Paused 2.2 (b).....	71
Television Episode, Volume 2.2 (c).....	72
Television Episode, Full Screen Mode 2.2 (d).....	73
Television Episode, Full Screen Mode, Idle 2.2 (e).....	74
Comic Series Info 3.1 (a).....	75
Comic Series Info, Scrolled 3.1 (b).....	76
Comic Series Info, Interval List 3.1 (c).....	77
Comic Book 3.2 (a).....	78
Comic Book, Scrolled I 3.2 (b).....	79
Comic Book, Scrolled II 3.2 (c).....	80
Character Info 4.1 (a).....	81
Character Info, Scrolled 4.1 (b).....	82
Album Info 5.1 (a).....	83
Album Info, Scrolled 5.1 (b).....	84



Director Info 6.1	85
Reviews	86
Reviews 9.0 (a).....	87
Reviews, Sort Menu 9.0 (b)	88
Reviews, Filter Menu 9.0 (c).....	89
Reviews, Your Rating Error Message 9.0 (d).....	90
Reviews, Cancel Confirmation 9.0 (e)	91
Reviews, See More 9.0 (f)	92
Reviews, Delete Comment 9.0 (g).....	93
Reviews, Report 9.0 (h).....	94
Reviews, Report Confirmation 9.0 (i).....	95
Reviews, Scrolled I 9.0 (j)	96
Reviews, Scrolled II 9.0 (k)	97
Reviews, Scrolled III 9.0 (L).....	98
Reviews, Edit Review 9.0.1	99
Other User 9.1	100
Other User Activity 9.2.....	101
Profile	102
Profile 10.0.....	103
Profile Picture Upload 10.1 (a).....	104
Profile Picture Upload, Zoomed Image 10.1 (b)	105
Delete Profile Picture 10.1 (c).....	106
Bio 10.2 (a)	107
Delete Bio 10.2 (b).....	108
Location 10.3 (a).....	109
Delete Location 10.3 (b)	110
Activity 10.4	111
Notifications 10.5	112
Account	113
Account 11.0	114
Name 11.1	115
Email 11.2.....	116
Phone 11.3.....	117
Password 11.4	118
Payment Options 11.5	119
Add Card 11.5.1 (a)	120
Add Card, Continued 11.5.1 (b).....	121
Add Card, Card Type Inline Validation 11.5.1 (c).....	122
Add Card, Expiration Month Menu 11.5.1 (d)	123
Add Card, Expiration Year Menu 11.5.1 (e)	124



Add Card, Security Code Info 11.5.1 (f).....	125
Add Card, ZIP/Postal Code Info 11.5.1 (g)	126
Edit Card 11.5.1 (h).....	127
Billing History 11.6	128
Deactivate Account 11.7	129
Miscellaneous.....	130
Terms of Use 13.0.....	131
Privacy Policy 14.0	132
Contact Information	133

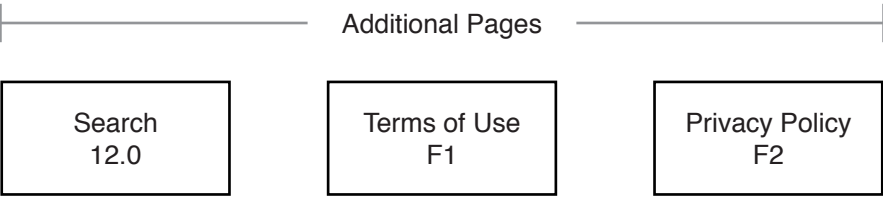
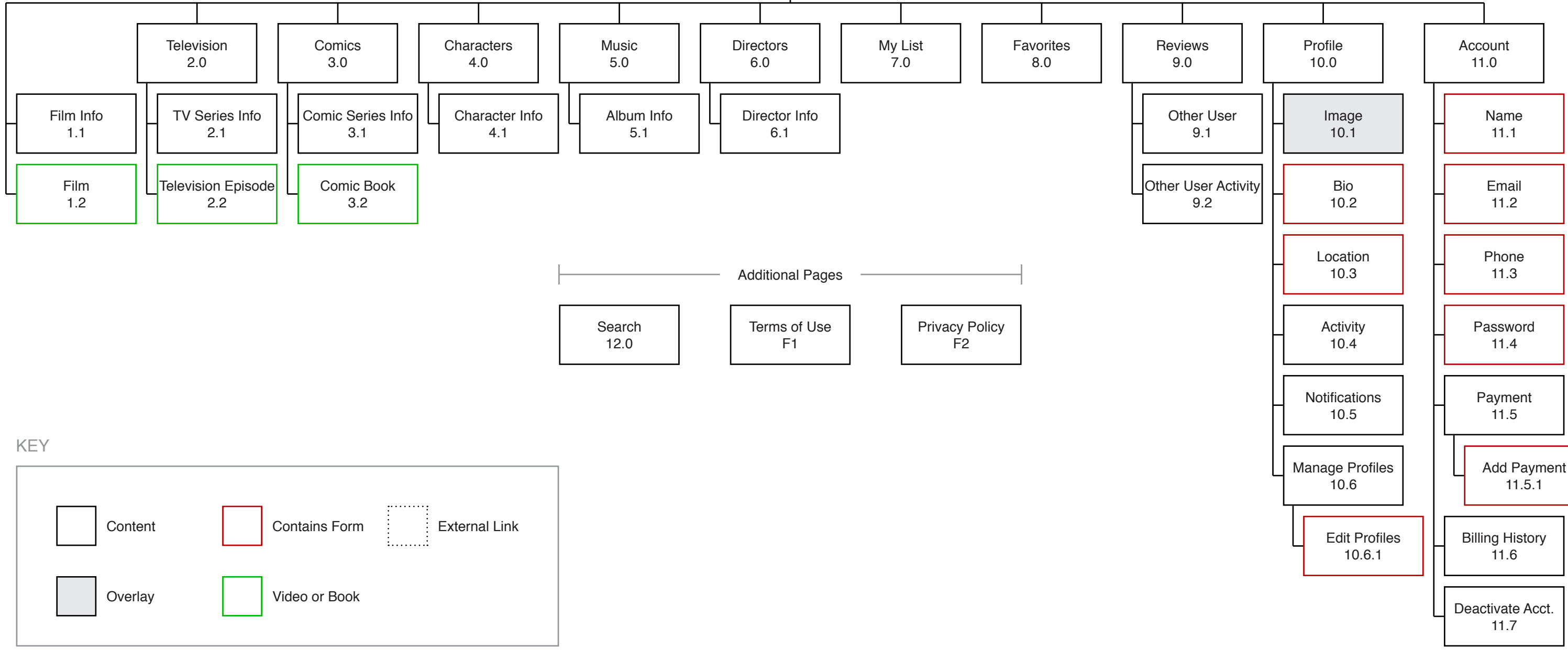
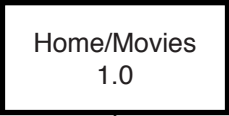
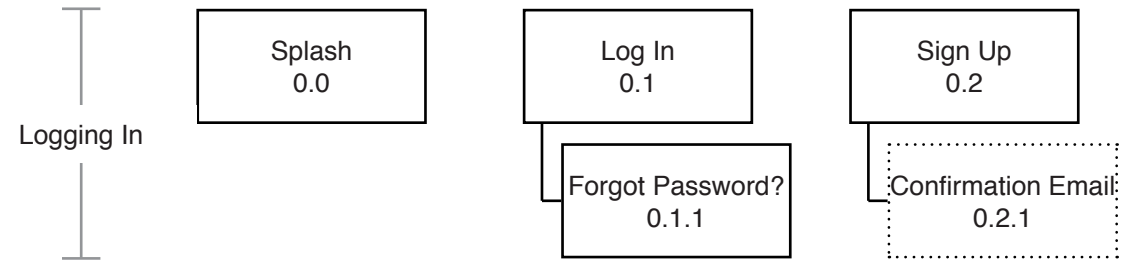


Notes

Global: “Global” functionally means the described functionality remains the same throughout the application.



CLIENT	PROJECT	INFORMATION	ARCHITECT	VERSION	DATE	PAGE
DC Comics	Batman Universe App	Wireframes and Site Map	Raymond Stone	0.4	05-31-2017	6



KEY

- Content (white box)
- Contains Form (red border)
- External Link (dotted border)
- Overlay (grey box)
- Video or Book (green border)



Signing Up and Logging In

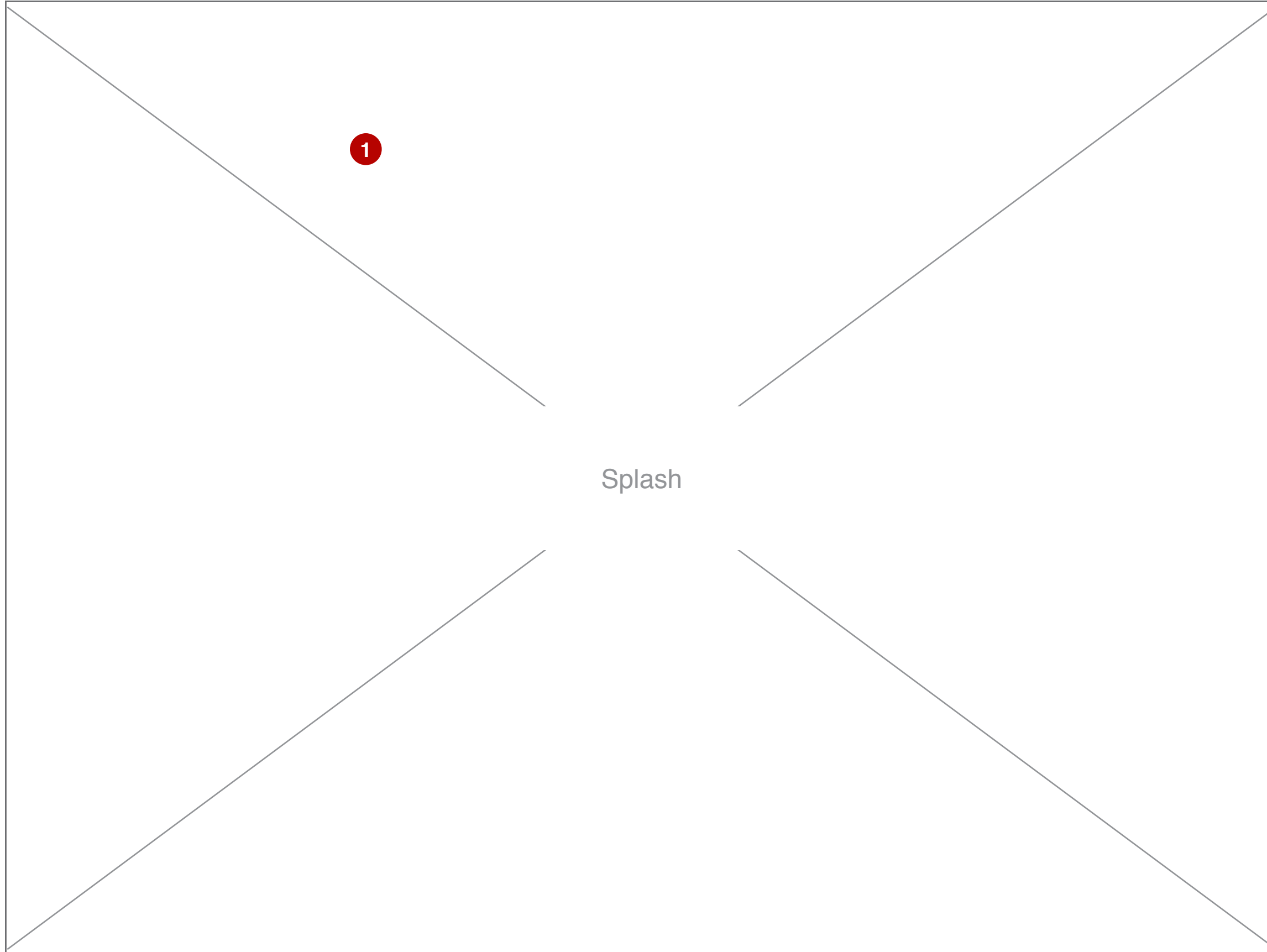
Pages 9-28



CLIENT	PROJECT	INFORMATION	ARCHITECT	VERSION	DATE	PAGE
DC Comics	Batman Universe App	Wireframes and Site Map	Raymond Stone	0.4	05-31-2017	8

Page Title: Splash 0.0

Note: Designs are not to scale



User Experience

Users are presented with this page upon opening the app.

Annotations

1. Graphic acts as a placeholder before the app automatically takes the user to the *Log In* page. (0.1)

Notes

None



CLIENT

DC Comics

PROJECT

Batman Universe App

INFORMATION

Wireframes and Site Map

ARCHITECT

Raymond Stone

VERSION

0.4

DATE

05-31-2017

PAGE

9

Note: Designs are not to scale

The wireframe shows a 'Log In' page layout. At the top center is the title 'Log In'. Below it are five numbered annotations: 1. A text input field labeled 'Email'. 2. A text input field labeled 'Password'. 3. A grey button labeled 'Log In'. 4. A link labeled 'Forgot Password?'. Below this is the text '- OR -' and 'Not yet a member?'. 5. A dark grey button labeled 'Start Your Free Trial'.

User Experience

Users are automatically presented with this page following the *Splash (0.0)* page.

Annotations

1. Enter email address into text field. [Text Field]
2. Enter password into text field. [Text Field]
3. Global for validation buttons: Button remains inactive until the minimum requirements of each field are met. [Button]
4. Select to go to *Forgot Password?* (0.1.1) [Internal Link]
5. Select to go to *Sign Up.* (0.2) [Internal Link]

Notes

Global functionality: Inline validation will be used for text fields throughout the app. Submissions may still return errors if the user inputs into a field an incorrect string that fulfills the minimum requirements to activate the submission button.



CLIENT	PROJECT	INFORMATION	ARCHITECT	VERSION	DATE	PAGE
DC Comics	Batman Universe App	Wireframes and Site Map	Raymond Stone	0.4	05-31-2017	10

Note: Designs are not to scale

The wireframe shows a login form titled "Log In". It features two text input fields. The first field contains the placeholder text "[email]@[domain].com" and has a checkmark icon on the right, with a red circle containing the number "1" next to it. The second field contains three dots and has a red "X" icon on the right, with a red circle containing the number "3" next to it. A red border highlights the second field, with a red circle containing the number "2" next to it. Below the second field is the error message "Password must be at least 6 characters". Below the error message is a grey "Log In" button. Below the button are the links "Forgot Password?", "- OR -", and "Not yet a member?". At the bottom is a dark grey "Start Your Free Trial" button.

Annotations

1. Global: Check indicates input fulfills the minimum requirements for submission. [Text Field, Validation]
2. Global: Inline validation appears as the user types a string into a text field. [Text Field, Validation]
3. Global: Bold 'X' within field indicates input has not met the minimum requirements for submission.

Notes

None



CLIENT

DC Comics

PROJECT

Batman Universe App

INFORMATION

Wireframes and Site Map

ARCHITECT

Raymond Stone

VERSION

0.4

DATE

05-31-2017

PAGE

11

Note: Designs are not to scale

The wireframe shows a login form titled "Log In". It consists of two input fields: an email field containing "[email]@[domain].com" and a password field containing seven dots. Both fields have a checkmark icon on the right side, indicating successful validation. Below the password field is a grey "Log In" button, which is highlighted with a red circle containing the number "1". Underneath the button are the links "Forgot Password?", "- OR -", and "Not yet a member?". At the bottom of the form is a grey "Start Your Free Trial" button.

Annotations

1. Button is activated since all fields meet the minimum requirements for submission. Select to go to *Home/Movies (1.0)*. Incorrect inputs return errors (see 0.1 d).
[Button]

Notes

None



CLIENT	PROJECT	INFORMATION	ARCHITECT	VERSION	DATE	PAGE
DC Comics	Batman Universe App	Wireframes and Site Map	Raymond Stone	0.4	05-31-2017	12

Note: Designs are not to scale

The wireframe shows a login interface. At the top center is the title "Log In". Below it is an email input field containing "[email]@[domain].com" with a checkmark icon on the right. The password input field below it contains eight dots and a red "X" icon on the right. A red circle with the number "1" is positioned to the left of the password field. Below the password field is the error message "Password is incorrect" in red text. Underneath the error message is a grey "Log In" button. Below the button are the links "Forgot Password?", "- OR -", and "Not yet a member?". At the bottom is a grey "Start Your Free Trial" button.

Annotations

1. Global: Error message appears upon submission of incorrect input.

Notes

None



Note: Designs are not to scale

Forgot Password?

Lorem ipsum dolor sit amet, consectetur adipiscing elit, sed do eiusmod tempor incididunt ut labore et dolore magna aliqua.

1

2

User Experience

Users are presented with this page upon selecting the “Forgot Password?” link on the *Log In (0.1)* page.

Annotations

1. Enter email address into text field.
[Text Field]
2. When activated, select to send *Password Reset Email (0.1.2)* to the email address in the Email text field and go to *Reset Password (0.1.3)*
[Button]

Notes

None



Note: Designs are not to scale

From: DC Comics Batman App <noreply@[DCBatmanAppDomain].com>
Subject: Password reset request
Date: May 25, 2017 at 10:32 PM
To: [First Last] <[email]@[domain].com>

Dear [First],

Lorem ipsum dolor sit amet, consectetur adipiscing elit, sed do eiusmod tempor incididunt ut labore et dolore magna aliqua. Lorem ipsum dolor sit amet, consectetur adipiscing elit, sed do eiusmod tempor incididunt ut labore et dolore magna aliqua.



Lorem ipsum dolor sit amet, consectetur adipiscing elit, sed do eiusmod tempor incididunt ut labore et dolore magna aliqua. Lorem ipsum dolor sit amet, consectetur adipiscing elit, sed do eiusmod tempor incididunt ut labore et dolore magna aliqua.

Thanks,

DC Comics Team

User Experience

Users are presented with this email upon selecting the "Send Email" button on the *Forgot Password (0.1.1)* page.

Annotations

1. Select to go to *Reset Password. (0.1.3)* [External Link]

Notes

None



CLIENT	PROJECT	INFORMATION	ARCHITECT	VERSION	DATE	PAGE
DC Comics	Batman Universe App	Wireframes and Site Map	Raymond Stone	0.4	05-31-2017	15

Note: Designs are not to scale

Reset Password

1 New Password

2 Confirm New Password

3 Submit

User Experience

Users are presented with this page upon selecting the “Reset Password” link in the *Password Reset Email (0.1.2)*.

Annotations

1. Enter new password into text field.
[Text Field]
2. Re-enter new password into text field.
[Text Field]
3. When activated, select to go to *Home/Movies*.
(1.0)
[Button]

Notes

Note



CLIENT	PROJECT	INFORMATION	ARCHITECT	VERSION	DATE	PAGE
DC Comics	Batman Universe App	Wireframes and Site Map	Raymond Stone	0.4	05-31-2017	16

Note: Designs are not to scale

Sign Up

1

2

3

4

5

Try free for one week and \$7.99 per month after.
Offer only available to new subscribers.

See Terms of Use for more details.

6- OR -

Already a member? [Log In](#)

7

User Experience

Users are presented with this page upon selecting “Start Your Free Trial” button on *Log In (0.1)* page.

Annotations

1. Enter first name into text field.
[Text Field]
2. Enter last name into text field.
[Text Field]
3. Enter email address into text field.
[Text Field]
4. Enter password into text field.
[Text Field]
5. When activated, select to go to *Sign Up, Add Payment Info. (0.2 b)*
[Button]
6. Select to go to *Terms of Use. (F1)*
[Internal Link]
7. Select to go to *Log In. (0.1)*
[Internal Link]

Notes

None



CLIENT	PROJECT	INFORMATION	ARCHITECT	VERSION	DATE	PAGE
DC Comics	Batman Universe App	Wireframes and Site Map	Raymond Stone	0.4	05-31-2017	17

Note: Designs are not to scale

Add Payment Info

1 Name on Card

2 Card Number

3 Exp Month 4 Exp Year

5 Security Code 6 ?

7 ZIP/Postal Code 8 ?

9 Continue

User Experience

Users are presented with this page upon selecting “Continue” button on *Sign Up (0.2 a)* page.

Annotations

1. Enter name on card into text field.
[Text Field]
2. Enter card number into text field.
[Text Field]
3. Select to bring up Month dropdown menu (see 0.2 d).
[Menu, Dropdown]
4. Select to bring up Year dropdown menu (see 0.2 e).
[Menu, Dropdown]
5. Enter card security code into text field.
[Text Field]
6. Select to bring up Security Code Info overlay (see 0.2 f).
[Icon]
7. Enter billing ZIP/postal code into text field.
[Text Field]
8. Select to bring up ZIP/Postal Code Info overlay (see 0.2 g).
[Icon]
9. When activated, select to go to *Confirmation Email*. (0.2.1)
[Button, External Link]

Notes

None



Note: Designs are not to scale

Add Payment Info

 ✓ ✕ CARD 1

Card number must be 16 digits

 ? ?

Annotations

1. Icon of the type of card used appears after the user enters two characters. The first number determines the type of card used. Icon disappears when all text is deleted.

Notes

None



CLIENT

DC Comics

PROJECT

Batman Universe App

INFORMATION

Wireframes and Site Map

ARCHITECT

Raymond Stone

VERSION

0.4

DATE

05-31-2017

PAGE

19

Note: Designs are not to scale

Add Payment Info

✓

✓

[Mon] 1

[Mon]

[Mon] 3

[Mon]

[Mon] 4

Exp Year

?

?

User Experience

Users are presented with this dropdown menu upon selecting “Month” field on *Sign Up, Add Payment Info (0.2 b)* page.

Annotations

1. Select a month to close the dropdown menu and populate the field with the selection.
2. Select and hold scrollbar to navigate the menu.
[Scrollbar]
3. Selected month is highlighted.
4. Scroll to reveal additional menu items.

Notes

None

Note: Designs are not to scale

Add Payment Info

✓

✓

[Mon] ✓

[YYYY]

[YYYY]

[YYYY] 3

[YYYY]

[YYYY]

2

User Experience

Users are presented with this dropdown menu upon selecting “Year” field on *Sign Up, Add Payment Info (0.2 b)* page.

Annotations

1. Select a year to close the dropdown menu and populate the field with the selection.
2. Select and hold scrollbar to navigate the menu.
[Scrollbar]
3. Selected year is highlighted.
4. Scroll to reveal additional menu items.

Notes

None



Note: Designs are not to scale

Add Payment Info

[First] [Last] ✓

[XXXXXXXXXXXXXXXXXXXX] ✓ CARD

[Mon] ✓

[YYYY] ✓

Security Code ?

ZIP/Postal Code ?

Continue

1

Lorem ipsum dolor sit amet, consectetur adipiscing elit, sed do eiusmod tempor incididunt ut labore et dolore magna aliqua.

123

123

User Experience

Users are presented with this overlay upon selecting "Security Code Info" icon on *Sign Up, Add Payment Info (0.2 b)* page.

Annotations

1. Select anywhere outside of the overlay to close the overlay.

Notes

None



Note: Designs are not to scale

From: DC Comics Batman App <noreply@[DCBatmanAppDomain].com>
Subject: Please confirm your email address
Date: May 23, 2017 at 12:48 AM
To: [First Last] <[email]@[domain].com>

Welcome to the Batman App!

1 Confirm Email Address

Button not working? Paste this link into your browser:

[Confirmation Link]

Thanks,

DC Comics Team

User Experience

Users are presented with this email upon either selecting the “Continue” button on the *Sign Up, Add Payment Info (0.2 b)* page or the “Save” button on the *Email (11.2)* page.

Annotations

1. Upon first visit to the app, select to go to *Manage Profiles (10.6)* in a new browser window. Upon subsequent visits, select to go to *Home/Movies (1.0)* in a new browser window.
[External Link]

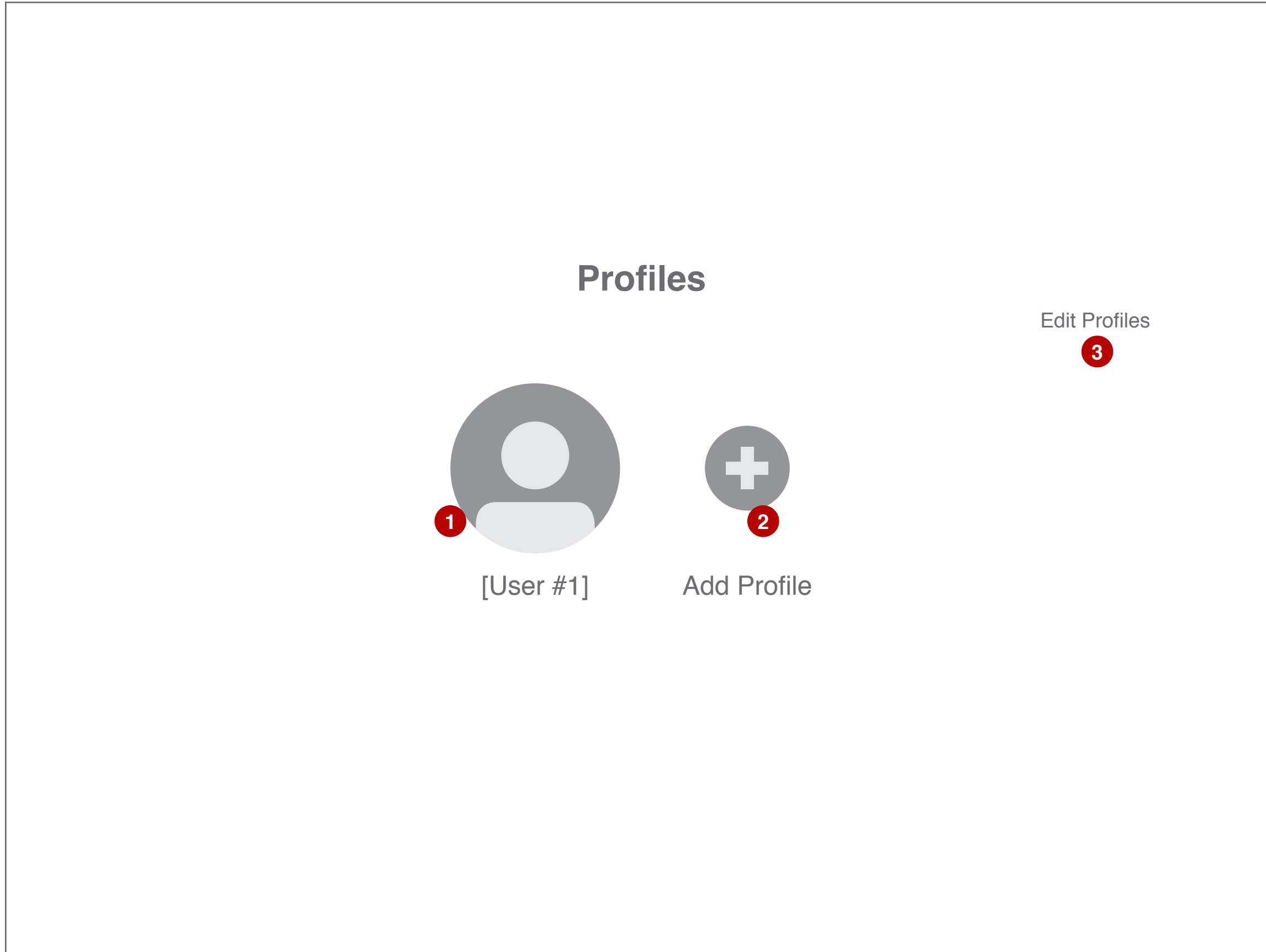
Notes

None



CLIENT	PROJECT	INFORMATION	ARCHITECT	VERSION	DATE	PAGE
DC Comics	Batman Universe App	Wireframes and Site Map	Raymond Stone	0.4	05-31-2017	24

Note: Designs are not to scale



User Experience

Users are presented with this page upon either selecting "Confirm Email Address" link on *Confirmation Email (0.2.1)* during sign up process or by selecting "Switch Profiles" on *Menu (1.0 e)*.

Annotations

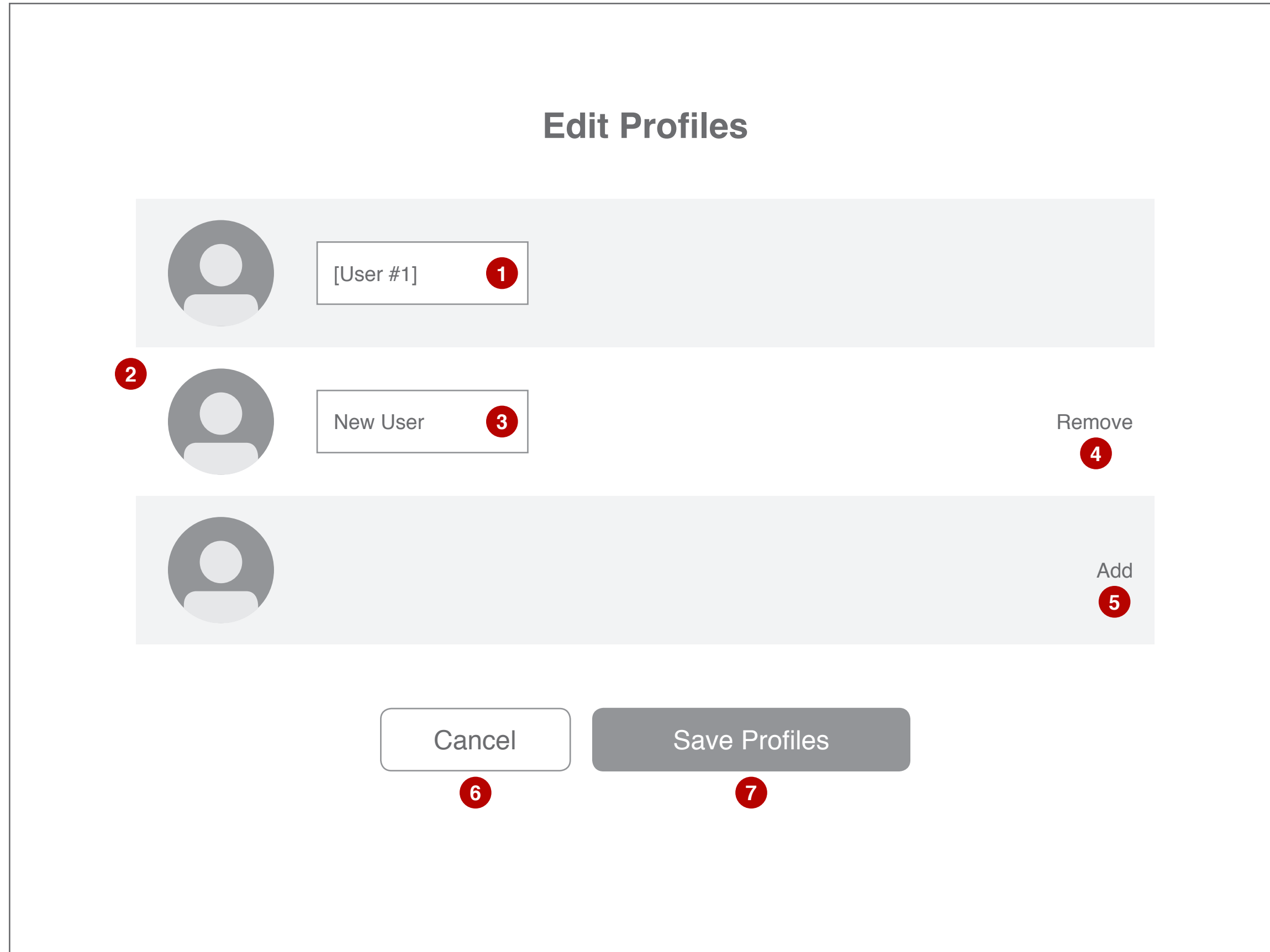
1. Select to go to *Movies/Home*. (0.1) [Internal Link]
2. Select to go to *Edit Profiles*. (10.6.1) [Internal Link]
3. Select to go to *Edit Profiles*. (10.6.1) [Internal Link]

Notes

None



Note: Designs are not to scale



User Experience

Users are presented with this page upon selecting either the “Add Profile” icon or the “Edit Profiles” link on the *Manage Profiles (10.6)* page.

Annotations

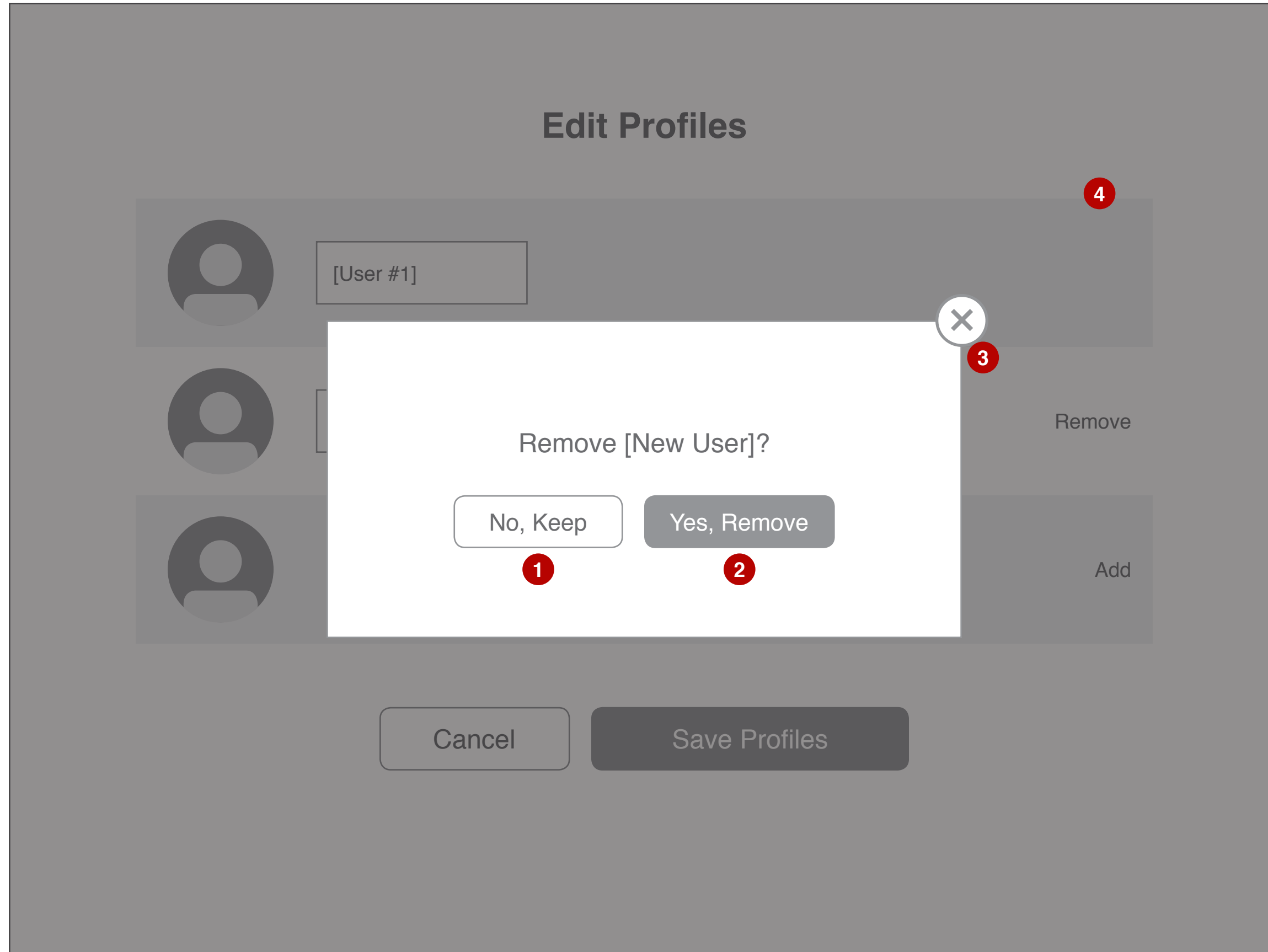
1. Primary user’s first name from “First Name” field on *Sign Up (0.2)* displays by default. Select to edit user’s profile name. [Text Field]
2. “New User” row only displays by default when the user navigates to the page by selecting “Add Profile” on the *Manage Profiles (10.6)* page. Otherwise, the user must select the “Add” link on #5 to display a “New User” row.
3. Select to edit new user’s profile name. [Text Field]
4. Select to bring up *Remove Profile* overlay. (10.6.1.1) [Button]
5. Select to add a “New User” row. [Button]
6. Select to cancel changes and return to *Manage Profiles. (10.6 a)* [Button]
7. Select to save changes and return to *Manage Profiles. (10.6 a or 10.6 b)* [Button]

Notes

Note



Note: Designs are not to scale



User Experience

Users are presented with this overlay upon selecting “Remove” button on *Edit Profiles (10.6.1)* page.

Annotations

1. Select to cancel profile removal, close overlay, and return to *Edit Profiles. (10.6.1)* [Button]
2. Select to confirm profile removal, close overlay, and return to *Edit Profiles. (10.6.1)* [Button]
3. Select ‘X’ to cancel profile removal, close overlay, and return to *Edit Profiles. (10.6.1)*
4. Select anywhere outside of overlay to cancel profile removal, close overlay, and return to *Edit Profiles. (10.6.1)*

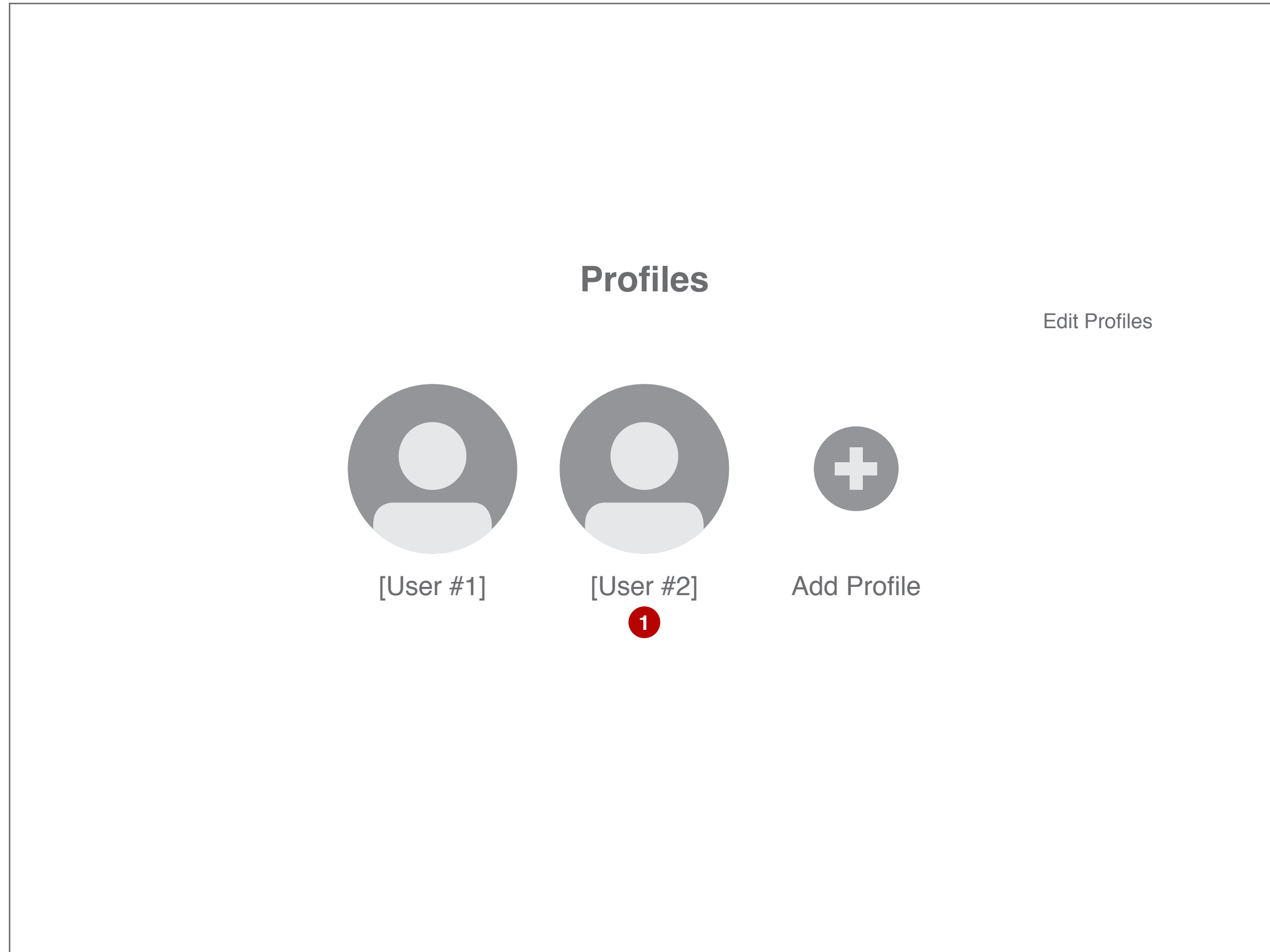
Notes

None



CLIENT	PROJECT	INFORMATION	ARCHITECT	VERSION	DATE	PAGE
DC Comics	Batman Universe App	Wireframes and Site Map	Raymond Stone	0.4	05-31-2017	27

Note: Designs are not to scale



Annotations

1. New user's profile displays after primary user adds it on the *Edit Profiles 10.6.1* page.

Notes

None



CLIENT	PROJECT	INFORMATION	ARCHITECT	VERSION	DATE	PAGE
DC Comics	Batman Universe App	Wireframes and Site Map	Raymond Stone	0.4	05-31-2017	28

Media Home

Pages 30-52



CLIENT

DC Comics

PROJECT

Batman Universe App

INFORMATION

Wireframes and Site Map

ARCHITECT

Raymond Stone

VERSION

0.4

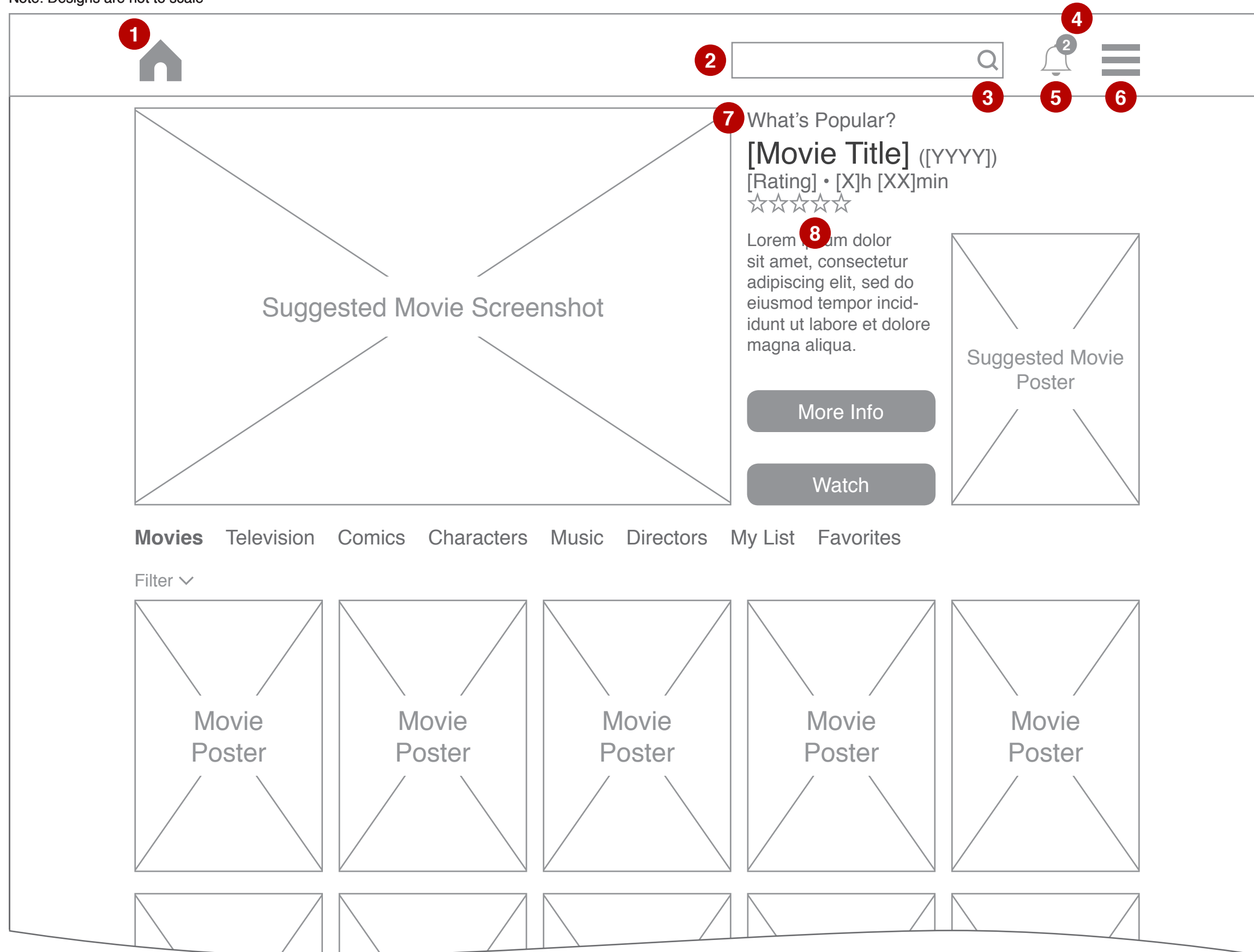
DATE

05-31-2017

PAGE

29

Note: Designs are not to scale



User Experience

Users are presented with this page upon completing the log in process, completing the sign up process, selecting “Confirm Email Address” in *Confirmation Email (0.2.1)*, selecting the “Home” icon in the top nav, or selecting “Home” link in the *Menu (1.0 e)*.

Annotations

1. Global: When away from *Home/Movies (1.0)*, select to go to *Movies*. (1.0) [Internal Link]
2. Global: Type search word into text field. [Text Field]
3. Global: Select to generate search function and go to *Search*. (12.0) [Button]
4. Global: Unselected notifications appear in a bubble over the Notifications icon. [Icon]
5. Global: Select to open *Notifications Drop-down*. (1.0 d) [Icon]
6. Global: Select to open *Menu*. (1.0 e) [Icon]
7. Logic for suggested media changes based on the user’s interactions with the platform. “What’s Popular?” appears upon the first visit and changes upon subsequent visits based on the user’s consumption of media.
8. Global: Select to rate media by stars.

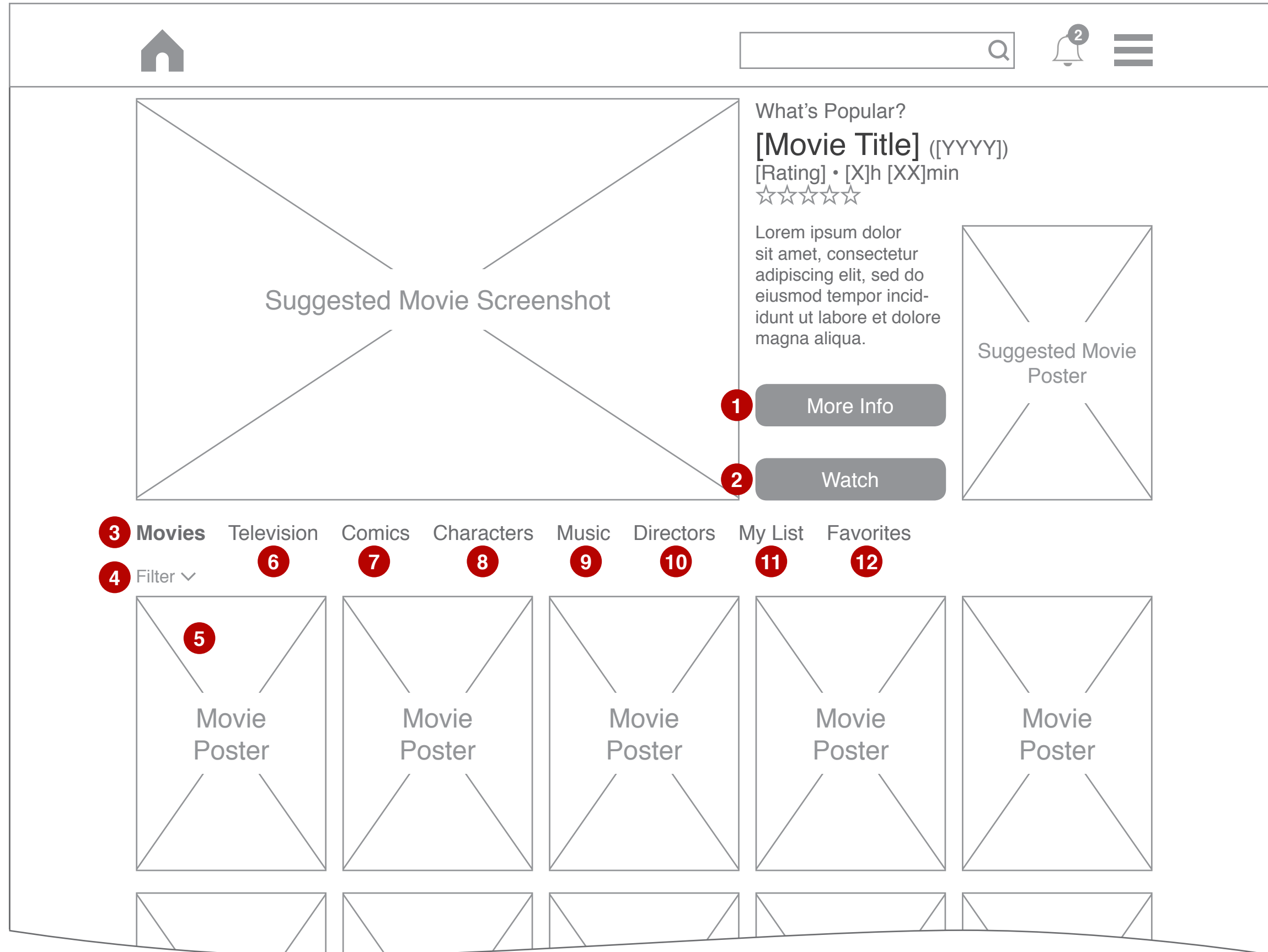
Notes

None



CLIENT	PROJECT	INFORMATION	ARCHITECT	VERSION	DATE	PAGE
DC Comics	Batman Universe App	Wireframes and Site Map	Raymond Stone	0.4	05-31-2017	30

Note: Designs are not to scale



Annotations

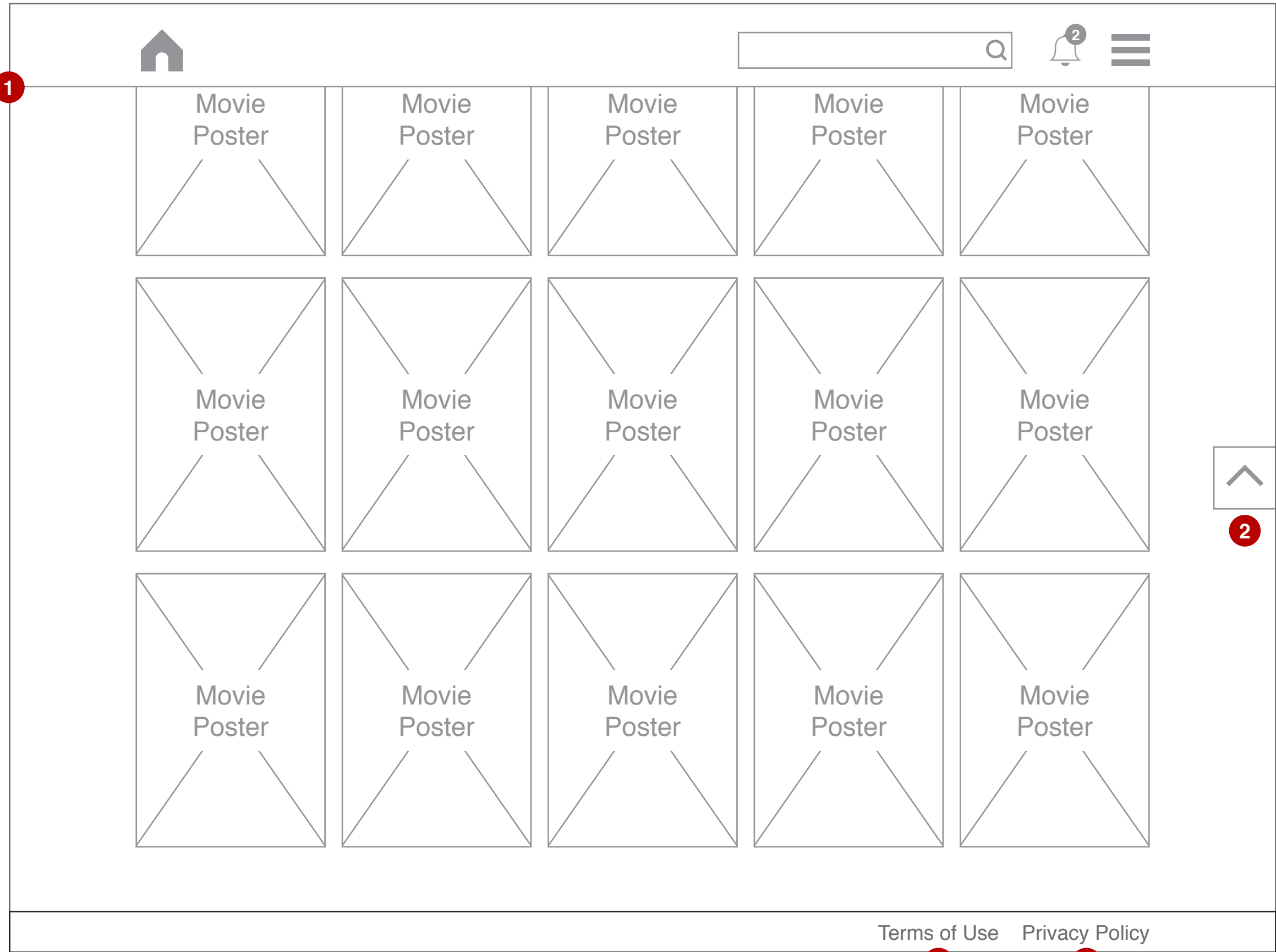
1. Global: Select to go to suggested media page. In this case, the page is *Film Info*. (1.1) [Internal Link]
2. Global: Select to go to suggested media player. In this case, the player is *Film*. (1.2) [Internal Link]
3. Global: Active category is highlighted. In this case, the Movies category is active. Select to go to *Movies*. (1.0)
4. Global: Select to open Filter dropdown menu for the media category. In this case, selecting icon will open the *Movies, Filter Dropdown Menu*. (1.0 f) [Icon]
5. Select to open *Movies, Movie Selected Overlay*. (1.0 g)
6. Global: Select to go to *Television*. (2.0)
7. Global: Select to go to *Comics*. (3.0)
8. Global: Select to go to *Characters*. (4.0)
9. Global: Select to go to *Music*. (5.0)
10. Global: Select to go to *Directors*. (6.0)
11. Global: Select to go to *My List*. (7.0)
12. Global: Select to go to *Favorites*. (8.0)

Notes

None



Note: Designs are not to scale



User Experience

Users are presented with this section of *Movies (1.0)* by scrolling down.

Annotations

- 1. Global: Top nav bar is fixed at the top of the screen as page content scrolls behind.
- 2. Global: Fixed “Back top” tab appears upon scrolling. Select to navigate back to the top of the page. [Icon]
- 3. Global: Select to go to *Terms of Use*. (F1)
- 4. Global: Select to go to *Privacy Policy*. (F2)

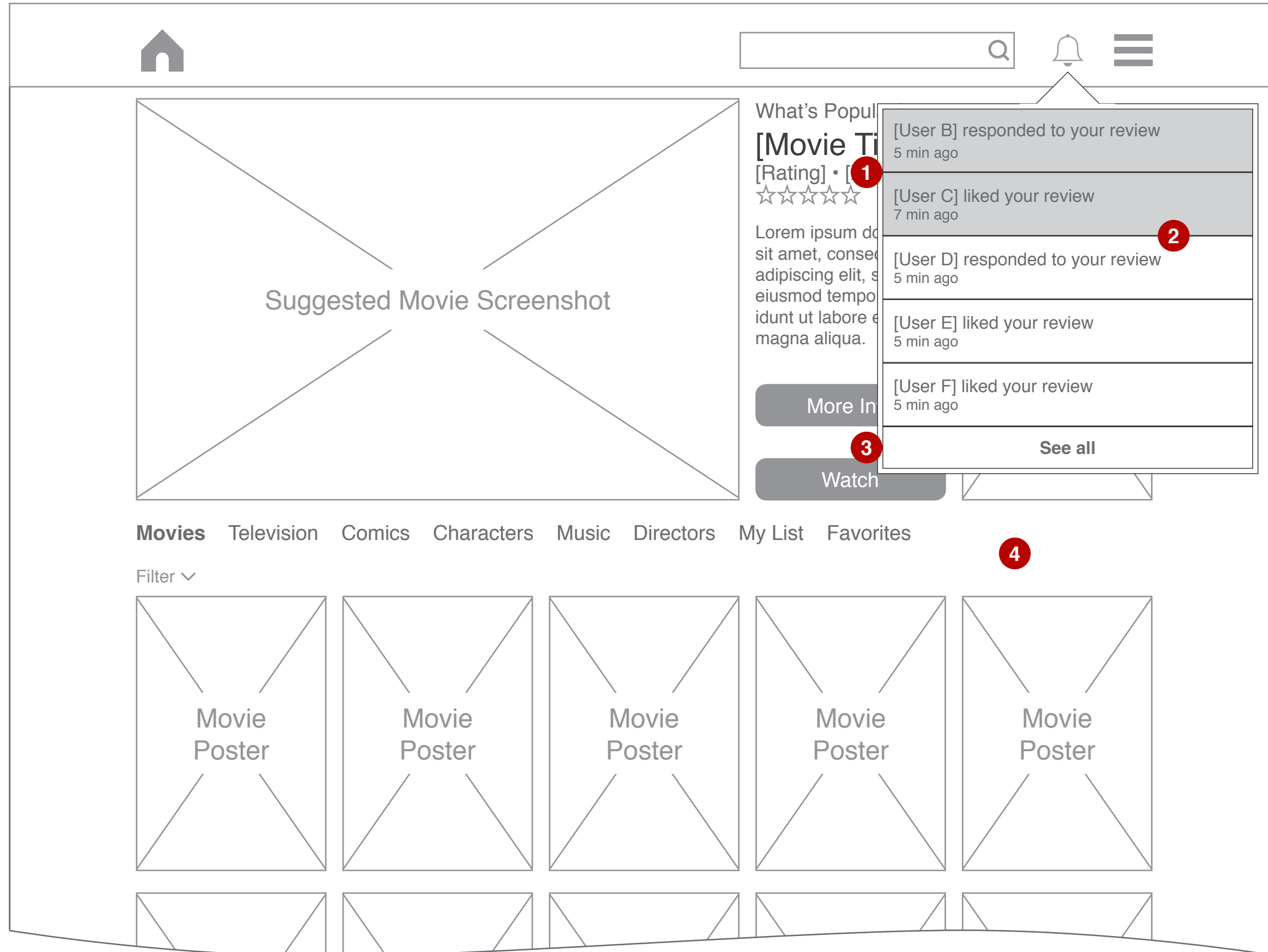
Notes

None



CLIENT	PROJECT	INFORMATION	ARCHITECT	VERSION	DATE	PAGE
DC Comics	Batman Universe App	Wireframes and Site Map	Raymond Stone	0.4	05-31-2017	32

Note: Designs are not to scale



User Experience

Users are presented with this menu upon selecting Notifications icon.

Annotations

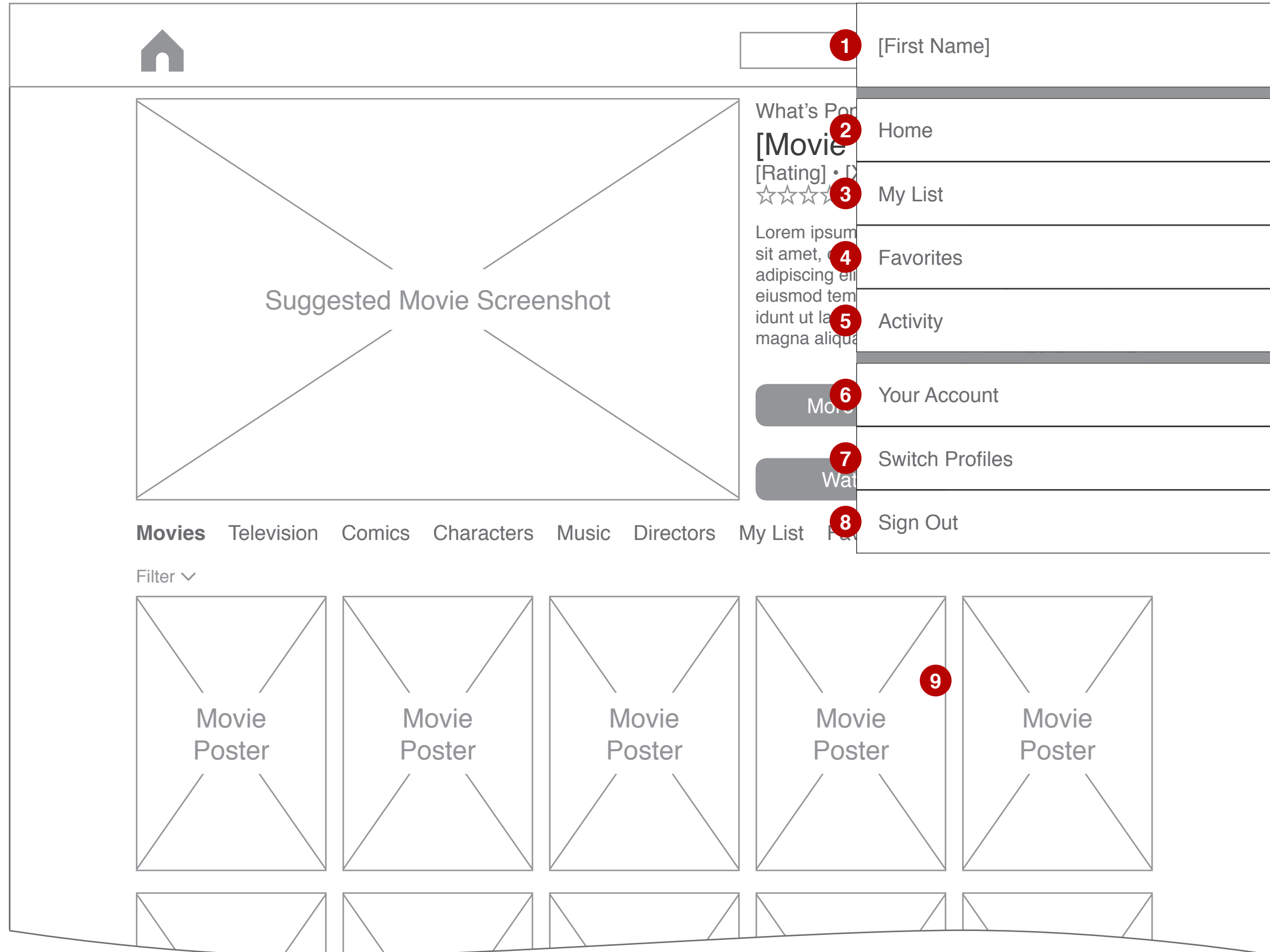
1. New notifications are highlighted until selected.
2. Select a review notification to go to navigate to that review on the *Review* page. (9.0) [Internal Link]
3. Select to go to *Notifications*. (10.5) [Internal Link]
4. Select anywhere outside of the menu to collapse the dropdown.

Notes

None



Note: Designs are not to scale



User Experience

Users are presented with this menu upon selecting hamburger Menu icon.

Annotations

1. Select to go to *Profile*. (10.0) [Internal Link]
2. Select to go to *Movies*. (1.0) [Internal Link]
3. Select to go to *My List*. (7.0) [Internal Link]
4. Select to go to *Favorites*. (8.0) [Internal Link]
5. Select to go to *Activity*. (10.4) [Internal Link]
6. Select to go to *Account*. (11.0) [Internal Link]
7. Select to go to *Manage Profiles*. (10.6) [Internal Link]
8. Select to sign out and go to *Log In (0.1)*. Users will need to log in again to return to the app. [Internal Link]
9. Select anywhere outside of the menu to collapse the dropdown.

Notes

None



End of Preview

RaymondStone.com

RaymondStoneDotCom@gmail.com



CLIENT	PROJECT	INFORMATION	ARCHITECT	VERSION	DATE	PAGE
DC Comics	Batman Universe App	Wireframes and Site Map	Raymond Stone	0.4	05-31-2017	35